

Sobinco 490



Fully reversible pivot hinge



Closed position



Fully reversed position



Closed



Restricted

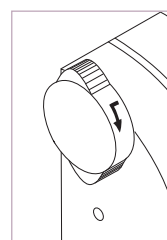
Features and Benefits

- For horizontally or vertically pivoted sections
- Available with integral automatic restrictor with stop at 10 or 15 degrees and automatically engaging reverse stop at 180 degrees
- Restrictor available in three different designs
- Pivot design is profile related
- Adjustable friction mechanism
- Demountable or non-demountable versions
- Integral skirts and sealed angular legs for optimum weathering - optional on some models
- Key operated semi-automatic integral restrictor available
- Elongated fixing holes on some models
- Pivot compatibility design service for new profiles

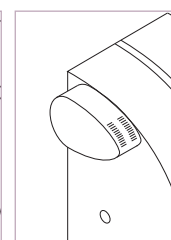
Technical Details -
Sobinco Catalogue Section A.12

Size limits

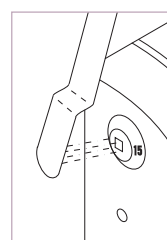
Maximum sash weight:
Horizontal – 180Kg
Vertical – 120Kg



'K' type



'T' type



'V' (key) type