


MACO  
MULTI



## MULTI-Vent Tilt Restrictor



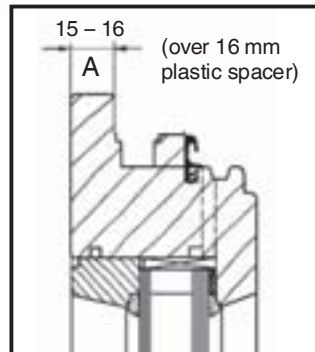
Order-No.: 12361 brown  
Order-No.: 12360 white

### Assembly:



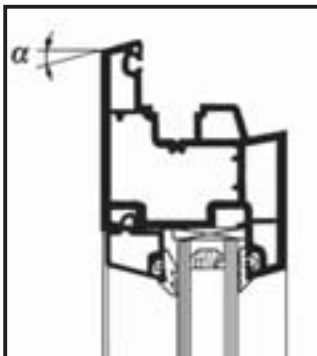
The Multi Vent is suitable for left and right handed applications (3). The strength of the resistance can be adjusted with the allen key supplied (1).

### Assembly Timber:



If measurement A is greater than 16mm the plastic spacer bar that is supplied with the Multi Vent must be fitted with the hook.  
over 18mm use two spacer bars (order no. 42499)

### Assembly PVC-u:



For profiles with angled rebate edges (a) a plastic spacer bar is required for the restrictor.

5° Degree

Order no. 42502 brown

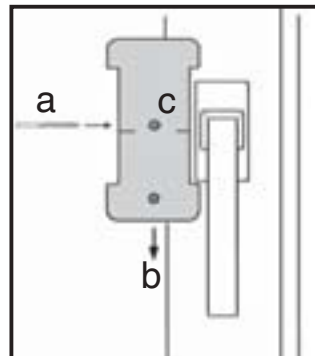
Order no. 42509 white

15° Degree

Order no. 42513 brown

Order no. 42514 white

### Assembly with Drill Jig:



- Drill two 3mm holes into rebate edge.
  - Lower the jig so that it locates into the two 3mm holes.
  - Close the window and drill for the hook.
- Order no. 42505

MAYER & CO BESCHLÄGE GMBH  
ALPENSTRASSE 173  
A-5020 SALZBURG  
TEL: +43 (0)662 6196-0  
FAX: +43 (0)662 6196-101  
maco@maco.at  
www.maco.at

MACO DOOR & WINDOW HARDWARE (U.K.) LTD, Eurolink Industrial Centre, Castle Road, Sittingbourne Kent, ME10 3LY  
Tel. +44 (0)1795 433900 Fax +44 (0)1795 433901

MACO-BESCHLÄGE G.M.B.H., Haidhof 3, D-94508 Schöllnach, Tel.: +49 9903 9323-0, Fax: +49 9903 9323-199  
d-maco@maco.de, www.maco.de

MAICO SRL, Zona Artigianale 15, I-39015 S. Leonardo i. P., Tel.: +39 473 651200, Fax: +39 473 651300  
maico@maico.com, www.maico.com  
maco@macouk.net, www.macouk.net

MACO-BESCHLÄGE B.V., Stikkenweg 60, NL-7021 BN Zelhem, Tel.: +31 31 4 623700, Fax +31 31 4 623649  
info@maco-nl.nl, www.maco-nl.nl

MACO POLSKA SP. Z O.O., PL 44-137 Czekanów k/Gliwicz, Ul. Gliwicka 1a, Tel.: +48 (0)32 3050904, Fax: +48(0)32 3050901  
maco@maco.pl, www.maco-europe.com



MACO  
MULTI-TREND

## Maco Multi Vent Restrictor



**Specification:** Tilt and Turn Windows

**Availability:** ex stock Maco UK

**Packaging:** 20 per box



## INFORMATION

### SPECIFICATION OF MATERIALS MULTI-VENT TILT RESTRICTOR

**Lock case, operating button, locking pin and the locating hook:-**

Zinc die cast from Zamac Z410 complying with DIN 1743.

Material specification number 2141.

**Locating arm:-**

Cold rolled mild steel conforming to DIN 1624.

Material specification numbers 1,0030 and 1,0333.

To comply with dimensional standard DIN 1544.

**Paint finishes:-**

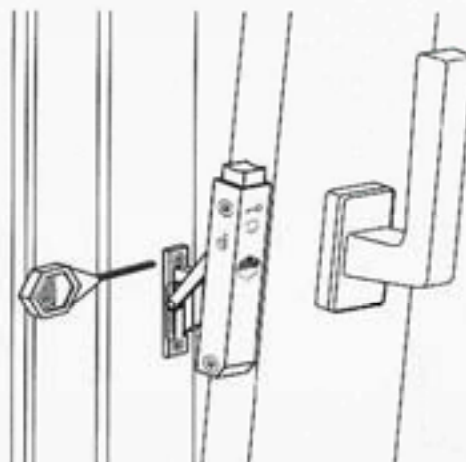
White           RAL 9010

Brown           RAL 8019

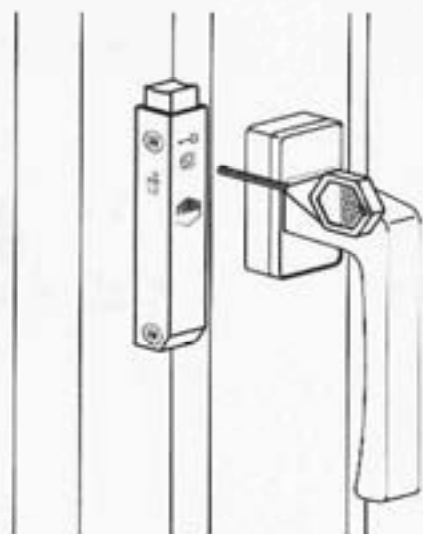
Black           RAL 9004

Manufactured by Mayer & Co. in Salzburg Austria under DIN ISO 9001 (EN 29001).

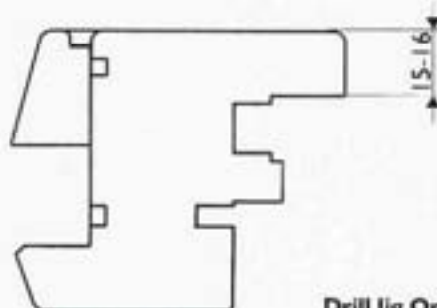
# MULTI-VENT RESTRICTOR



To adjust the friction use the allen key on the side of the multi-vent restrictor to increase or reduce the amount of friction.



To lock and unlock the multi-vent restrictor insert the allen key into the face and turn.



## Spacer Bar for multi-vent Hook:

Rebate thickness	
Under 16 mm	No spacer bar required
16 - 18 mm	1 spacer bar required (included with multi-vent)
18 - 20 mm	2 spacer bar required (order no 42510; white 42499 brown)

### Drill Jig Order No.: 42505

- 1; Locate the jig in the required position and drill the two holes into the rebate edge.
- 2; Move the jig downwards, locating the two projecting pins into the holes just made.
- 3; Close the sash and drill the holes for the multi-vent hook.

### Stick on Jig Order No.: 49320

- 1; Stick the jig in the required position and drill all holes.

All holes are drilled using a 3 mm Ø bit.

## MACO DOOR & WINDOW HARDWARE (U.K.) LTD.

Arncliffe Close, Medway City Estate, Rochester, Kent ME2 4QW  
TEL: 01634 294555 FAX: 01634 294345

This brochure is the property of Maco. We reserve the right to make alterations without prior notice.